

Let's compose Ode to Joy on SongMaker!



Hi! today we are going to learn the names of musical notes and play a very famous Song! First, let's learn the names of the notes by colouring below!

Here are the note names and their colours:
C is red
D is orange...




Colour these pictures by following Koala's piano
And write their names in the brackets (!)



(Crab)



()




()



()



()



()



()



Now let's practise by copying it to Song Maker!
Go to Chrome Music Lab, open Song Maker.
We can play a famous Symphony and
arrange it :)


This is Ode To Joy by Beethoven.
On Song Maker, I suggest you to start
from High E. Fill in the notes by following
Koala's piano.



Ode To Joy Beethoven

We start
from, 
The first
four notes
will be



 means two beats note. It is called Minim.
Just skip one beat, once you made 8 bars on
Song Maker, go to settings and add more bars!
Why don't you add drums and switch to other
instruments?